

**ZERO
EMISSION**

15X



Concrete solutions. Always.

Electric miniexcavator
Nominal power 11,0 kW
Transport weight 1.315 kg

 **EUROCOMACH®**

15X

Transport weight with canopy (without bucket and operator)	kg	1.315
Transport weight with canopy and FOPS roof (without bucket and operator)	Kg	1.340
Operating weight ISO 6016 with canopy (with bucket 30 kg and operator 75 kg)	Kg	1.420
Operating weight ISO 6016 with canopy and FOPS roof (with bucket 30 kg and operator 75 kg)	Kg	1.445
Travelling speed	km/h	1a : 0 ÷ 1,8 / 2a : 0 ÷ 3,8
Slew speed	rpm	9,5

ELECTRICAL SPECIFICATIONS

Engine

Type	Internal Permanent Magnets (IPM)	
Nominal power (S2-30')	kW	11,0
Supply	three-phase alternating current	
Operating modes:	max. rpm	2.400 (ECO) 2.600 (STD) 2.800 (PWR)

Supply

Battery chemistry	lithium-ion	
Gross capacity	kWh	21,5
Nominal voltage of the system	V	102
Autonomy according to the operating mode	h	4 ÷ 8

Charging times

On-board charger (220V)	h	10
External three-phase rapid charge 380V (Optional)	h	1,0 (80%) 1,5 (100%)

HYDRAULIC SYSTEM

Control valve	Load Sensing Flow Sharing	
Hydraulic system capacity	lt	15
Pump type	1 low-noise helical gear pump	
Pump displacement	cc	10,1
Pump flow rate	lt/min	28
Max. circuit calibration pressure	bar	180
Auxiliary system (max. pressure): AUX 1 single or double effect	lt/min (bar)	28 (180)

PERFORMANCES

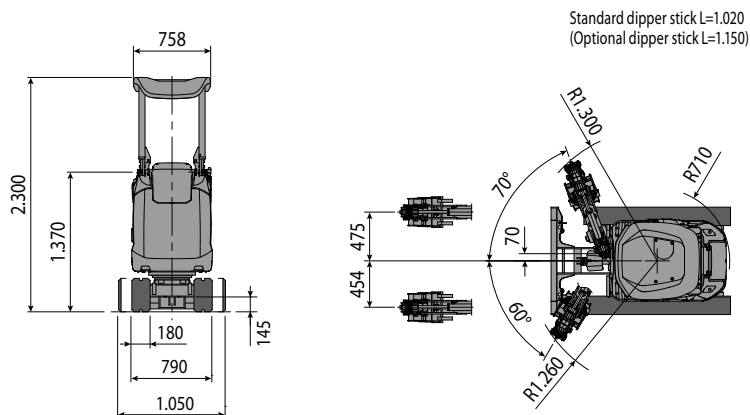
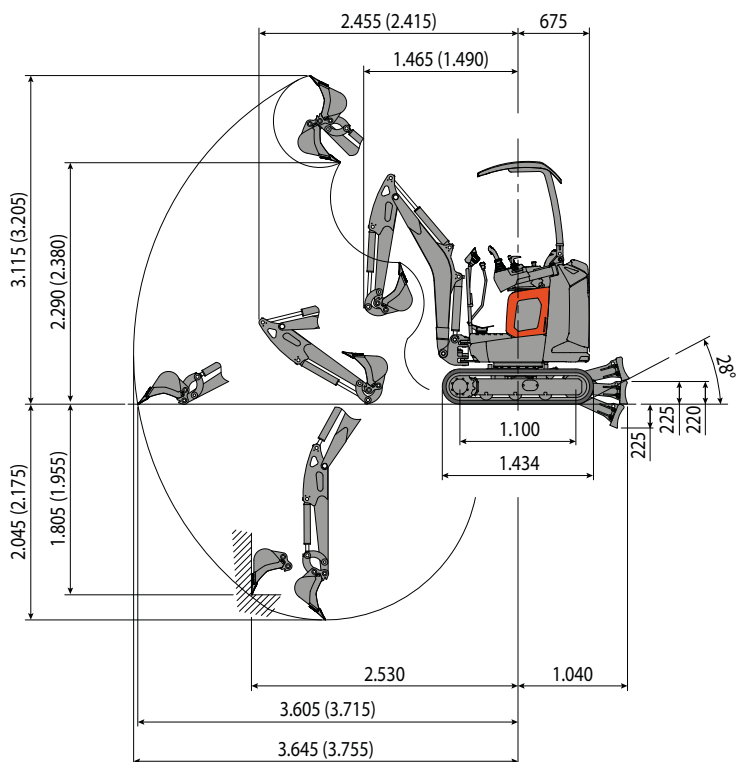
Max. digging depth with standard arm (optional arm)	mm	2.045 (2.175)
Max. dumping height with standard arm (optional arm)	mm	2.290 (2.380)
Bucket breaking force (standard arm) ISO 6015	daN	1.150
Arm breaking force (standard arm) ISO 6015	daN	630
Traction force	daN	1.000
Specific ground pressure	kg/cm ²	0,32
Max. slope	60% - 30°	

DIMENSIONS

Maximum width	mm	790 - 1.050
Total height	mm	2.300
Rear rotation radius	mm	710
Digging arm length std (optional)	mm	1.020 (1.150)
Tracks width	mm	180
Rollers number (for each side)	n°	3

CONTROLS

Boom, dipper stick, bucket and turret swing	2 electro-proportional joysticks
Track movements (included counter rotation)	2 electro-proportional levers
Dozer blade	electro-proportional lever
Auxiliary system with latch AUX 1 (single or double effect)	electroproportional switch on right joystick
Boom swing	electroproportional switch on left joystick



Standard dipper stick L=1.020
(Optional dipper stick L=1.150)

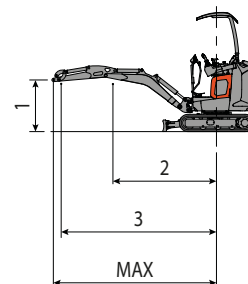
LIFTING CAPACITY

Opening arm from the rotation's center (m)
Lifting capacity (kg) at 1.0 m height

	2	3	MAX
Frontal and lowered dozer blade	*0,33	*0,24	*0,23
Frontal and lifted dozer blade	*0,33	0,19	0,17
Lateral, open undercarriage	0,24	0,12	0,12

* Indicates the hydraulic load limit.

The lifting capacity is based on the ISO 10567 and it does not exceed more than the 75% of static tipping load or more than the 87% of the hydraulic lifting capacity of the machine.



EUROCOMACH®

These pictures may include optional rather than standard settings. Technical features are not binding and may be modified without notice in any moment.