

# 42zT



Concrete solutions. Always.

**Engine D1803-CR-T**

**Engine power 32,3 kW - 43,9 HP**

**Operating Weight 4.050 - 4.200 kg**

 **EUROCOMACH®**

# 42zT

Operating weight with canopy (with rubber tracks)	kg	4.050
Operating weight with cabin (with rubber tracks)	kg	4.200
Travelling speed (AUTO TWO SPEED)	km/h	1a : 0 ÷ 2,6 / 2a : 0 ÷ 4,5
Slew speed	rpm	10,5

## ENGINE

Type	<b>KUBOTA D1803-CR-T - STAGE 5</b>	
Max. Power (2.300 rpm)	kW - HP	32,3 - 43,9
Displacement	cc	1.826
Number of cylinders	n°	3
Cooling	water	
Consumption	lt/h	5,4
Alternator	V (A)	12 (60)
Battery	V (Ah)	12 (75)

## HYDRAULIC SYSTEM

Circuit Type	Load Sensing closed center system with "Flow Sharing" control valve	
Pump type	1 LS hydraulic variable pump with electronic control + 1 gear pump	
Pump displacement	cc	53 + 11
Pump capacity	lt/min	115 + 24
Max. circuit calibration pressure	bar	280
Auxiliary systems (max pressure):	lt/min (bar)	
AUX 1 single or double effect with priority		60 (200)
AUX 2 double effect (optional)		40/30 (280)

## PERFORMANCES

Max. digging depth with standard arm (optional arm)	mm	3.085 (3.335)
Max. dumping height with standard arm (optional arm)	mm	3.660 (3.820)
Bucket breaking force (standard arm) ISO 6015	daN	4.300
Arm breaking force (standard arm) ISO 6015	daN	2.200
Traction force	daN	4.260
Ground bearing pressure with rubber tracks and canopy (with cabin)	kg/cm <sup>2</sup>	0,29 (0,30)
Max. slope	60% - 30°	

## DIMENSIONS

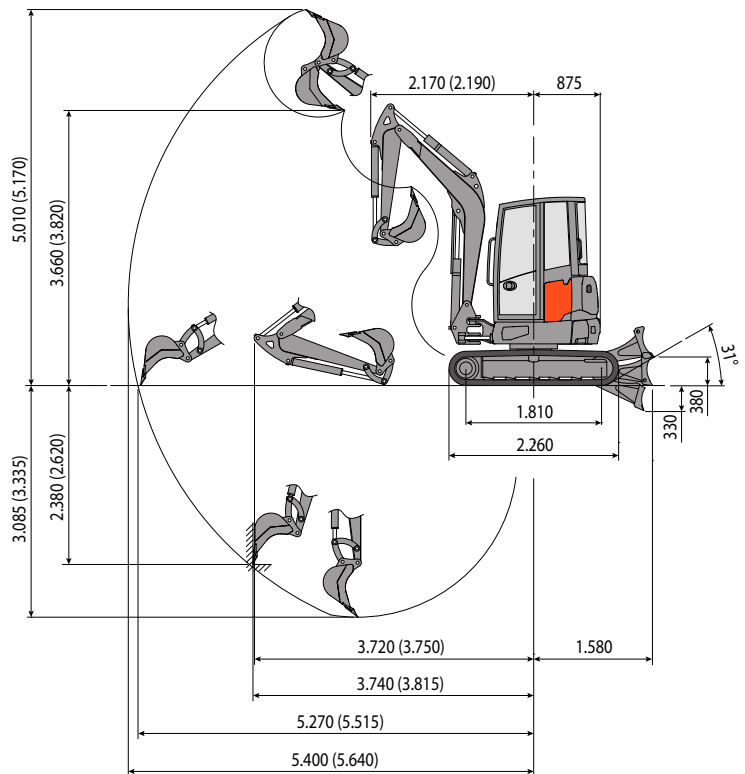
Maximum width	mm	1.750
Total height	mm	2.510
Rear rotation radius	mm	875
Digging arm length std (optional)	mm	1.400 (1.650)
Tracks width	mm	350
Rollers number (for each side)	n°	5/1

## FILLINGS

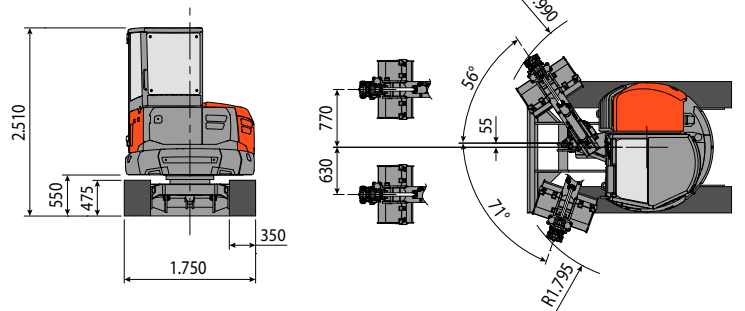
Fuel tank	lt	60
Hydraulic oil tank	lt	50
Hydraulic circuit capacity	lt	65
Cooling system capacity	lt	9
Engine oil	lt	7

## CONTROLS

Boom, dipper stick, bucket and turret swing	2 pilot joysticks
Tracks movement (included counter rotation)	2 pilot levers
Dozer blade	pilot lever
Priority auxiliary system with holding function AUX 1 (single or double effect)	electroproportional switch on right joystick
Auxiliary system AUX 2 (double effect)	electroproportional switch on right joystick
Boom swing	electroproportional switch on left joystick



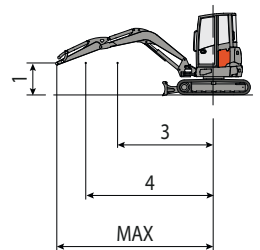
Standard dipper stick L=1.400  
(Optional dipper stick L=1.650)



## LIFTING CAPACITY

Opening arm from the rotation's center (m)  
Lifting capacity (kg) at 1.0 m height

	3	4	MAX
Frontal and lowered dozer blade	1.620	1.150	1.030
Frontal and lifted dozer blade	1.040	680	540
Lateral	680	450	360




The lifting capacity is based on the ISO 10567 and it does not exceed more than the 75% of static tipping load or more than the 87% of the hydraulic lifting capacity of the machine.

 **EUROCOMACH**

These pictures may include optional rather than standard settings. Technical features are not binding and may be modified without notice in any moment.



# 45TR



Concrete solutions. Always.

**Engine D1803-CR-T**

**Engine power 32,3 kW - 43,9 HP**

**Operating Weight 4.450 - 4.600 kg**

 **EUROCOMACH®**

# 45TR

Operating weight with canopy (with rubber tracks)	kg	4.450
Operating weight with cabin (with rubber tracks)	kg	4.600
Travelling speed (AUTO TWO SPEED)	km/h	1a : 0 ÷ 2,6 / 2a : 0 ÷ 4,5
Slew speed	rpm	10,5

ENGINE		
Type	KUBOTA D1803-CR-T - STAGE 5	
Max. Power (2.300 rpm)	kW - HP	32,3 - 43,9
Displacement	cc	1.826
Number of cylinders	n°	3
Cooling	water	
Consumption	lt/h	5,4
Alternator	V (A)	12 (60)
Battery	V (Ah)	12 (75)

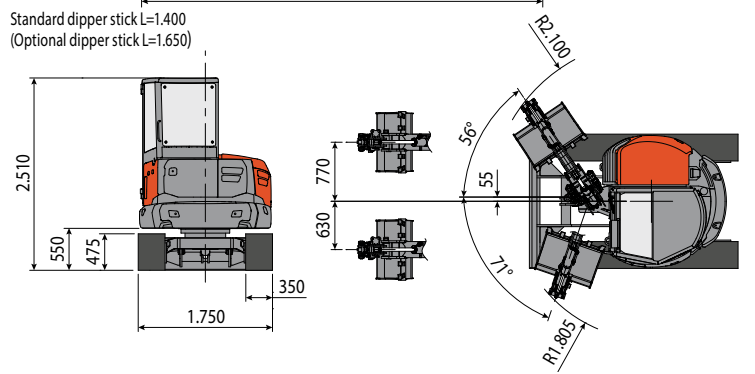
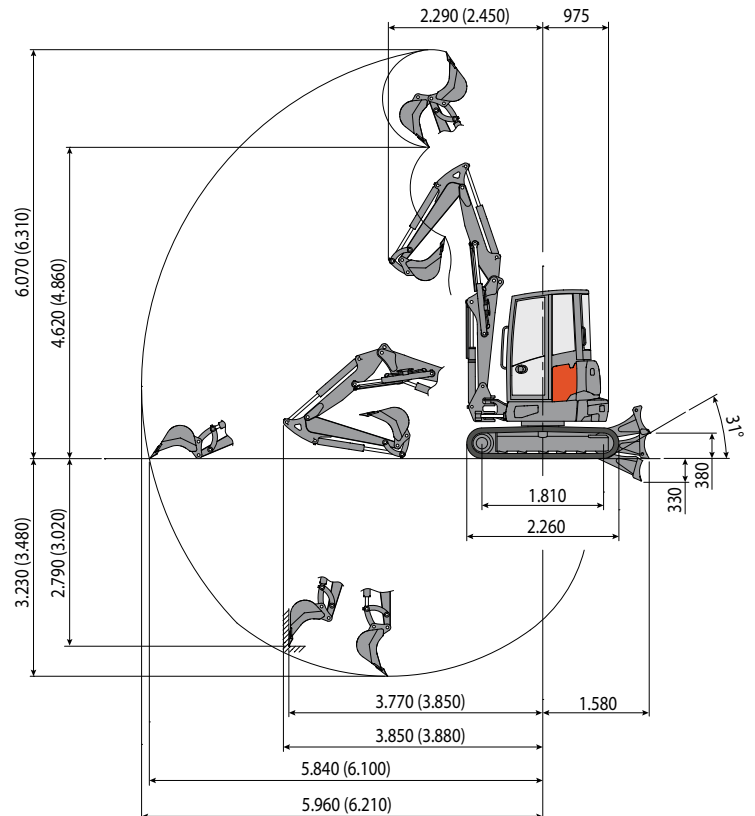
HYDRAULIC SYSTEM		
Circuit Type	Load Sensing closed center system with "Flow Sharing" control valve	
Pump type	1 LS hydraulic variable pump with electronic control + 1 gear pump	
Pump displacement	cc	53 + 11
Pump capacity	lt/min	115 + 24
Max. circuit calibration pressure	bar	280
Auxiliary systems (max pressure):	lt/min (bar)	
AUX 1 single or double effect with priority	60 (200)	
AUX 2 double effect (optional)	40/30 (280)	

PERFORMANCES		
Max. digging depth with standard arm (optional arm)	mm	3.230 (3.480)
Max. dumping height with standard arm (optional arm)	mm	4.620 (4.860)
Bucket breaking force (standard arm) ISO 6015	daN	4.300
Arm breaking force (standard arm) ISO 6015	daN	2.200
Traction force	daN	4.260
Ground bearing pressure with rubber tracks and canopy (with cabin)	kg/cm <sup>2</sup>	0,32 (0,33)
Max. slope	60% - 30°	

DIMENSIONS		
Maximum width	mm	1.750
Total height	mm	2.510
Rear rotation radius	mm	975
Digging arm length std (optional)	mm	1.400 (1.650)
Tracks width	mm	350
Rollers number (for each side)	n°	5/1

FILLINGS		
Fuel tank	lt	60
Hydraulic oil tank	lt	50
Hydraulic circuit capacity	lt	65
Cooling system capacity	lt	9
Engine oil	lt	7

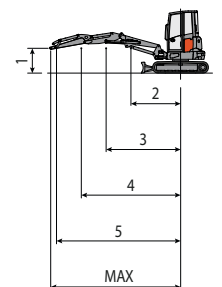
CONTROLS	
Boom, dipper stick, bucket and turret swing	2 pilot joysticks
Tracks movement (included counter rotation)	2 pilot levers
Dozer blade	pilot lever
Priority auxiliary system with holding function AUX 1 (single or double effect)	electroproportional switch on right joystick
Auxiliary system AUX 2 (double effect)	electroproportional switch on right joystick
Boom swing	electroproportional switch on left joystick



### LIFTING CAPACITY

Opening arm from the rotation's center (m)  
Lifting capacity (kg) at 1.0 m height

	2	3	4	5	MAX
Frontal and lowered dozer blade	2.220	1.160	1.030	920	850
Frontal and lifted dozer blade	2.220	1.160	780	530	490
Lateral	1.510	830	530	350	320



The lifting capacity is based on the ISO 10567 and it does not exceed more than the 75% of static tipping load or more than the 87% of the hydraulic lifting capacity of the machine.



These pictures may include optional rather than standard features. Technical features are not binding and may be modified without notice in any moment.



# 50zT



Concrete solutions. Always.

Engine V2403-CR-T

Engine power 42,6 kW - 57,9 HP

Operating weight 4.800 kg

 **EUROCOMACH**<sup>®</sup>

# 50zT

Operating weight with cabin (with rubber tracks)	kg	4.800
Travelling speed (AUTO TWO SPEED)	km/h	1a: 0 ÷ 2,6 / 2a: 0 ÷ 4,5
Slew speed	rpm	10,5

## ENGINE

Type	KUBOTA V2403-CR-T - STAGE 5	
Max. Power (2.300 rpm)	kW - HP	42,6 - 57,9
Displacement	cc	2.434
Number of cylinders	n°	4
Cooling	water	
Consumption	lt/h	6,9
Alternator	V (A)	12 (60)
Battery	V (Ah)	12 (95)

## HYDRAULIC SYSTEM

Circuit Type	Load Sensing closed center system with "Flow Sharing" control valve	
Pump type	1 LS hydraulic variable pump with electronic control + 1 gear pump	
Pump displacement	cc	65 + 14
Pump capacity	lt/min	143 + 24
Max. circuit calibration pressure	bar	280
Auxiliary systems (max pressure):	lt/min (bar)	
AUX 1 single or double effect with priority	70 (200)	
AUX 2 double effect (optional)	40/30 (280)	

## PERFORMANCES

Max. digging depth with standard arm (optional arm)	mm	3.330 (3.580)
Max. dumping height with standard arm (optional arm)	mm	3.920 (4.080)
Bucket breaking force (standard arm) ISO 6015	daN	4.300
Arm breaking force (standard arm) ISO 6015	daN	2.350
Traction force	daN	5.420
Ground bearing pressure with rubber tracks and cabine	kg/cm <sup>2</sup>	0,28
Max. slope	60% - 30°	

## DIMENSIONS

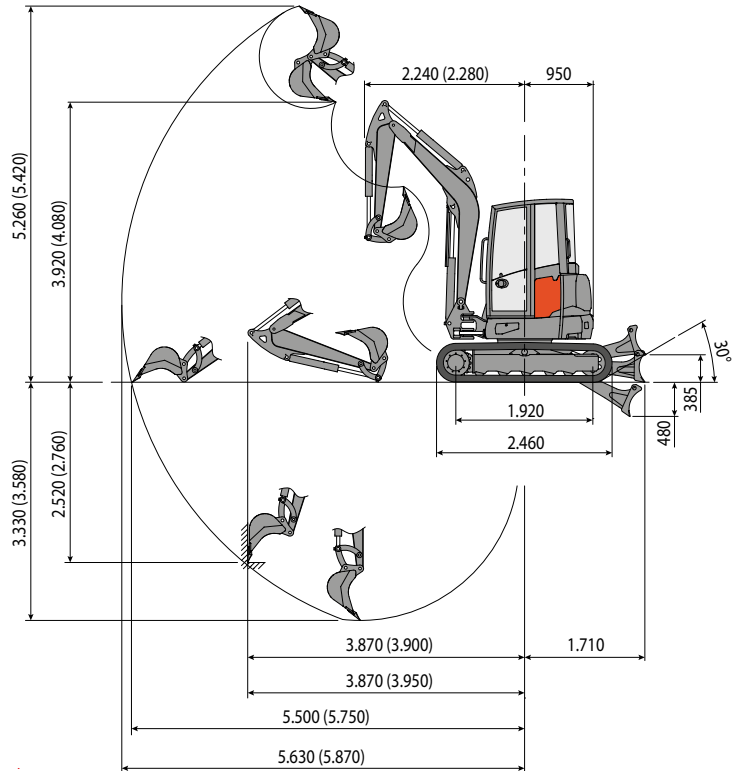
Maximum width	mm	1.900
Total height	mm	2.570
Rear rotation radius	mm	950
Digging arm length std (optional)	mm	1.500 (1.750)
Tracks width	mm	400
Rollers number (for each side)	n°	5/1

## FILLINGS

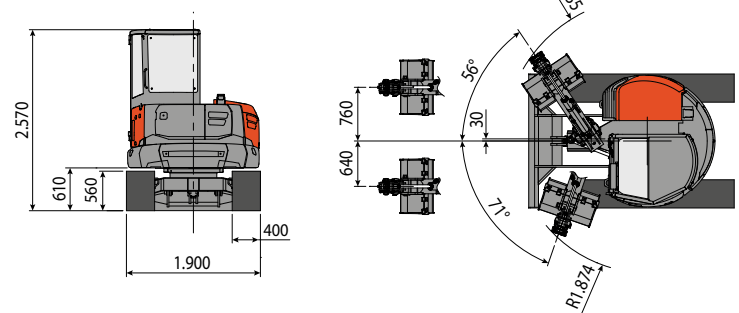
Fuel tank	lt	75
Hydraulic oil tank	lt	65
Hydraulic circuit capacity	lt	85
Cooling system capacity	lt	11
Engine oil	lt	9,5

## CONTROLS

Boom, dipper stick, bucket and turret swing	2 pilot joysticks
Tracks movement (included counter rotation)	2 pilot levers
Dozer blade	pilot lever
Priority auxiliary system with holding function AUX 1 (single or double effect)	electroproportional switch on right joystick
Auxiliary system AUX 2 (double effect)	electroproportional switch on right joystick
Boom swing	electroproportional switch on left joystick



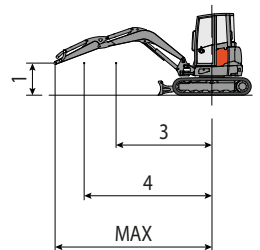
Standard dipper stick L=1.500  
(Optional dipper stick L=1.750)



## LIFTING CAPACITY

Opening arm from the rotation's center (m)  
Lifting capacity (kg) at 1.0 m height

	3	4	MAX
Frontal and lowered dozer blade	1.820	1.270	1.080
Frontal and lifted dozer blade	1.430	940	700
Lateral	980	660	490




The lifting capacity is based on the ISO 10567 and it does not exceed more than the 75% of static tipping load or more than the 87% of the hydraulic lifting capacity of the machine.

 **EUROCOMACH**<sup>®</sup>



# 55TR



Concrete solutions. Always.

**Engine V2403-CR-T**

**Engine power 42,6 kW - 57,9 HP**

**Operating weight 5.250 kg**

 **EUROCOMACH®**

# 55TR

Operating weight (with rubber tracks)	kg	5.250
Travelling speed (AUTO TWO SPEED)	km/h	1a: 0 ÷ 2,6 / 2a: 0 ÷ 4,5
Slew speed	rpm	10,5

## ENGINE

Type	<b>KUBOTA V2403-CR-T - STAGE 5</b>	
Max Power (2.300 rpm)	kW - HP	42,6 - 57,9
Displacement	cc	2.434
Number of cylinders	n°	4
Cooling	water	
Consumption	lt/h	6,9
Alternator	V (A)	12 (60)
Battery	V (Ah)	12 (95)

## HYDRAULIC SYSTEM

Circuit Type	Load Sensing closed center system with "Flow Sharing" control valve	
Pump type	1 LS hydraulic variable pump with electronic control + 1 gear pump	
Pump displacement	cc	65 + 14
Pump capacity	lt/min	143 + 24
Max. circuit calibration pressure	bar	280
Auxiliary systems (max pressure):	lt/min (bar)	
AUX 1 single or double effect with priority	70 (200)	
AUX 2 double effect (optional)	40/30 (280)	

## PERFORMANCES

Max. digging depth with standard arm (optional arm)	mm	3.490 (3.740)
Max. dumping height with standard arm (optional arm)	mm	5.030 (5.270)
Bucket breaking force (standard arm) ISO 6015	daN	4.300
Arm breaking force (standard arm) ISO 6015	daN	2.350
Traction force	daN	5.420
Ground bearing pressure with rubber tracks	kg/cm <sup>2</sup>	0,31
Max. slope	60% - 30°	

## DIMENSIONS

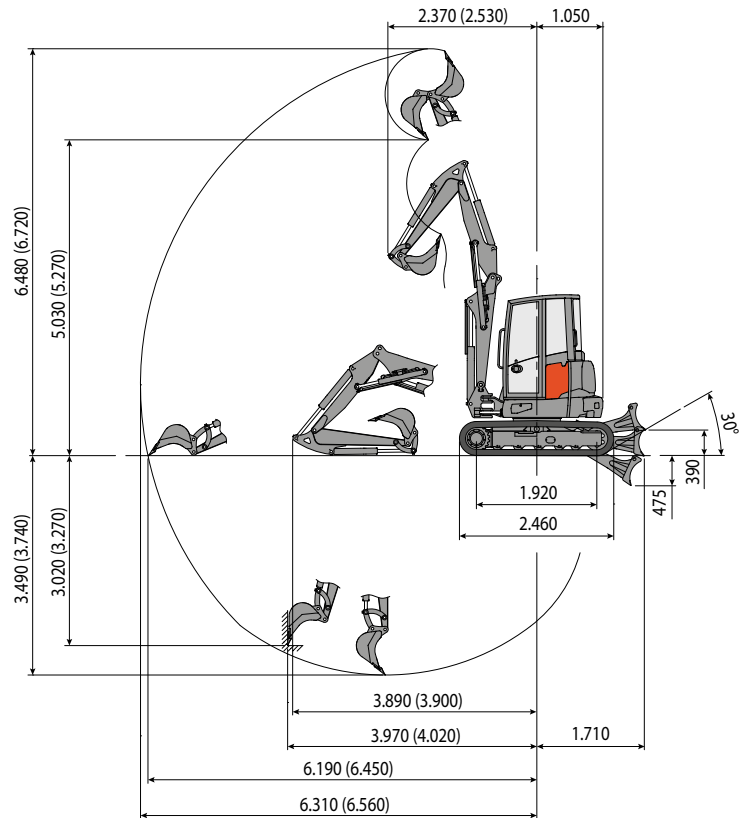
Maximum width	mm	1.900
Total height	mm	2.570
Rear rotation radius	mm	1.050
Digging arm length std (optional)	mm	1.500 (1.750)
Tracks width	mm	400
Rollers number (for each side)	n°	5/1

## FILLINGS

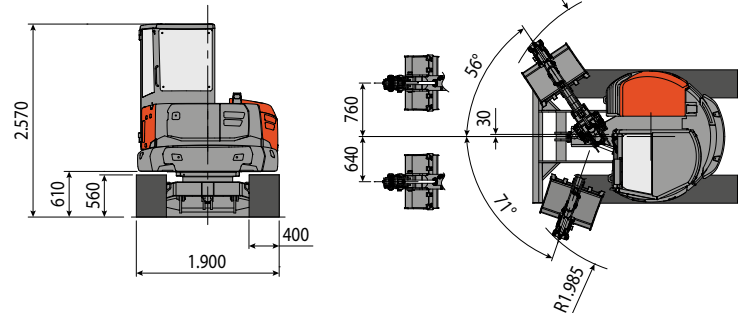
Fuel tank	lt	75
Hydraulic oil tank	lt	65
Hydraulic circuit capacity	lt	85
Cooling system capacity	lt	11
Engine oil	lt	9,5

## CONTROLS

Boom, dipper stick, bucket and turret swing	2 pilot joysticks
Tracks movement (included counter rotation)	2 pilot levers
Dozer blade	pilot lever
Priority auxiliary system with holding function AUX 1 (single or double effect)	electroproportional switch on right joystick
Auxiliary system AUX 2 (double effect)	electroproportional switch on right joystick
Boom swing	electroproportional switch on left joystick



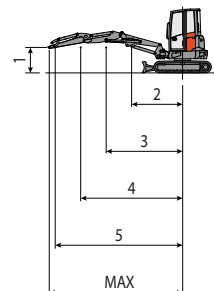
Standard dipper stick L=1.500  
(Optional dipper stick L=1.750)



## LIFTING CAPACITY

Opening arm from the rotation's center (m)  
Lifting capacity (kg) at 1.0 m height

	2	3	4	5	MAX
Frontal and lowered dozer blade	3.050	1.520	1.230	1.130	970
Frontal and lifted dozer blade	3.050	1.520	1.040	710	590
Lateral	2.070	1.140	740	500	410



The lifting capacity is based on the ISO 10567 and it does not exceed more than the 75% of static tipping load or more than the 87% of the hydraulic lifting capacity of the machine.

 **EUROCOMACH**<sup>®</sup>