

# DRIVE THE CHANGE



BR.2018.04.0085.02.04

## CORMIDI

## CBS

MINI TRACK DUMPER



DRIVE THE CHANGE

## MAXIMUM EFFICIENCY



Endless hours of testing and fine tuning made the C85 the best in its class for performance and reliability. We created a durable machine with maintenance cost close to none.

## UNDERCARRIAGE



Our undercarriage is like no one. Our Cormidi R&D department put all its experience towards creating the best undercarriage available on the market

## SIMPLY INCREDIBLE



The Cormidi design lab created a machine that mixes industrial design with strength, power and easy to use

**CORMIDI**

**C85**  
MINI TRACK DUMPER



# STRENGTHS



The C85 puts incredible power in a compact and sturdy machine




The operators has a perfect access to all the controls and can keep all the parameters under control



The swinging bucket not only load the dumper but can unload it frontally



The window on the left side of the unit allow an immediate check of the fuel level



The design of the engine compartment allows easy access to all the component



Greasing the undercarriage is easy and fast: nothing has to be taken apart.



the diesel machine has a key protected fuel cap



Galvanized sheet, protects the moving parts from materials that could damage them



The air/water cooling system allows the machine to operate in extreme conditions

# STRENGTHS

## REMOTE CONTROL



The machine can be radio controlled for dangerous jobs.

## COOLING



Cooling system really efficiently help work in every condition.

## THROTTLE



Maintenance free throttle.

## AUSILIARY HYDRAULIC OUTPUT



Connecting accessory that need more hydraulics has never been so easy.

## CONTROL PANEL



A buzzer will alert the operator in case of necessity and display always allows easy reading of the working hours.

## BRAKE



Mechanical parking and emergency brake.

## HOOKS



Large and sturdy hooks to move the machine in total safety.

## ROCKING ROLLS



The machine's undercarriage oscillated to follow the terrain profile for increased stability and comfort.

## CLOSING STAND



When the situation needs a shorter unit, the stand can be closed, otherwise it opens to let the operator in.

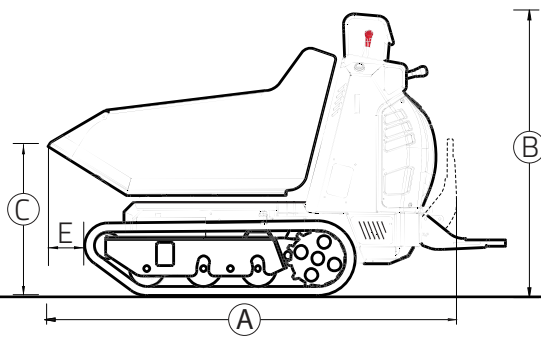
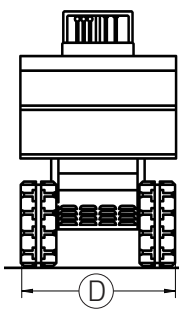
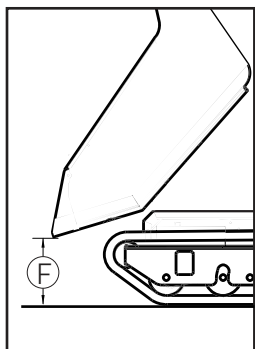
# CORMIDI

# CBS

MINI TRACK DUMPER



# DUMPER (RI)



	mm		inch.
A	2120	A	83.5
B	1336	B	52.6
C	739	C	29.1
D	810	D	31.9
E	285	E	11.22
F	250	F	9.84

	C10.85	C13.85	C14.85
OPERATIVE CAPACITY	800 kg 1764 Lb	800 kg 1764 Lb	800 kg 1764 Lb
TOTAL WEIGHT	566 kg 1248 Lb	541 kg 1193 Lb	588 kg 1296 Lb
STRUCK	0,28 m <sup>3</sup> 0.37 yd <sup>3</sup>	0,28 m <sup>3</sup> 0.37 yd <sup>3</sup>	0,28 m <sup>3</sup> 0.37 yd <sup>3</sup>
HEAPED SAE	0,36 m <sup>3</sup> 0.47 yd <sup>3</sup>	0,36 m <sup>3</sup> 0.47 yd <sup>3</sup>	0,36 m <sup>3</sup> 0.47 yd <sup>3</sup>

# CORMIDI

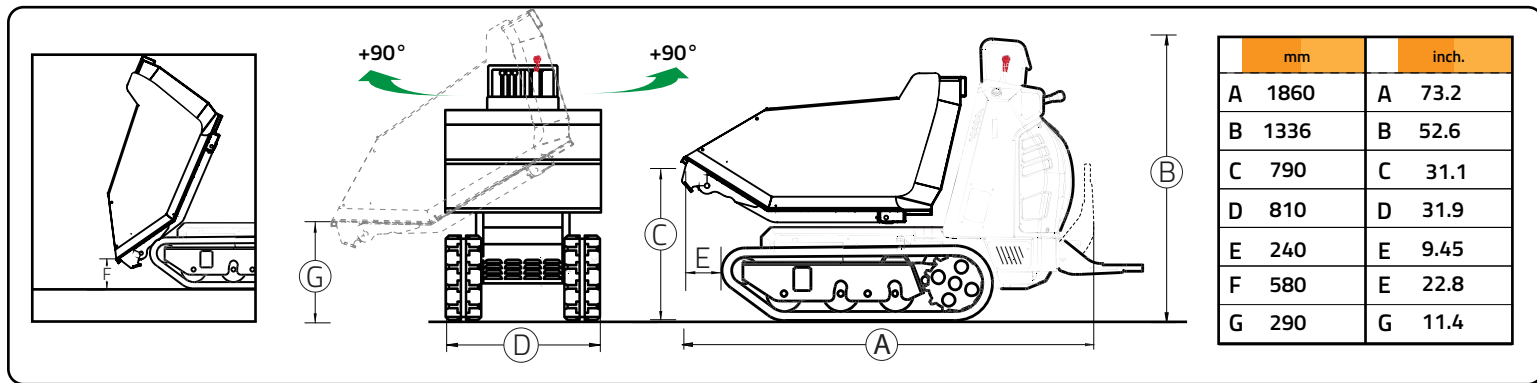
# CBS

MINI TRACK DUMPER



DRIVE THE CHANGE

# DUMPER (RIX)



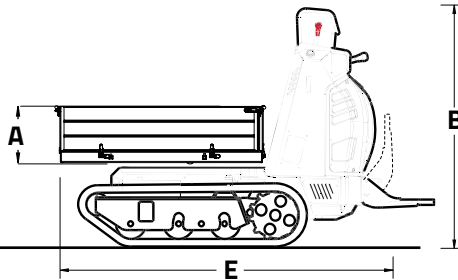
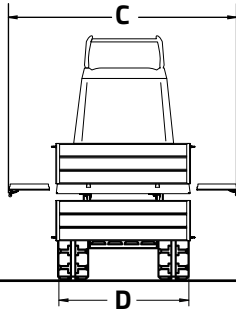
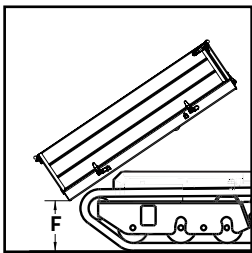
	C10.85	C13.85	C14.85
OPERATIVE CAPACITY	800 kg 1764 Lb	800 kg 1764 Lb	800 kg 1764 Lb
TOTAL WEIGHT	658 kg 1.450,6 Lb	632 kg 1.393,3 Lb	682 kg 1.503,5 Lb
STRUCK	0,33 m <sup>3</sup> 0.43 yd <sup>3</sup>	0,33 m <sup>3</sup> 0.43 yd <sup>3</sup>	0,33 m <sup>3</sup> 0.43 yd <sup>3</sup>
HEAPED SAE	0,42 m <sup>3</sup> 0.55 yd <sup>3</sup>	0,42 m <sup>3</sup> 0.55 yd <sup>3</sup>	0,42 m <sup>3</sup> 0.55 yd <sup>3</sup>

**CORMIDI**

**CBS**  
MINI TRACK DUMPER



# AGRI (RIA)



	mm	inch.
A	305	12.0
B	1336	52.6
C	1356	53.4
D	810	31.9
E	1950	76.8
F	260	10.2

	C10.85	C13.85	C14.85
OPERATIVE CAPACITY	800 kg 1764 Lb	800 kg 1764 Lb	800 kg 1764 Lb
TOTAL WEIGHT	562 kg 1239 Lb	536 kg 1181.7 Lb	586 kg 1292 Lb
STRUCK	0,19 m <sup>3</sup> 0,25 yd <sup>3</sup>	0,19 m <sup>3</sup> 0,25 yd <sup>3</sup>	0,19 m <sup>3</sup> 0,25 yd <sup>3</sup>
HEAPED SAE	0,31 m <sup>3</sup> 0,41 yd <sup>3</sup>	0,31 m <sup>3</sup> 0,41 yd <sup>3</sup>	0,31 m <sup>3</sup> 0,41 yd <sup>3</sup>

# CORMIDI

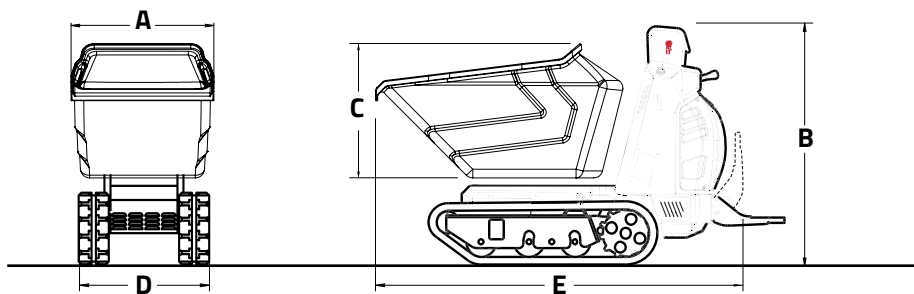
# CBS

MINI TRACK DUMPER



DRIVE THE CHANGE

# DUMPER (RI-Poly)



	mm	inch.
A	777	28.8
B	1336	52.6
C	730	29.1
D	810	31.9
E	1900	74.8

	C10.85	C13.85	C14.85
OPERATIVE CAPACITY	800 kg 1764 Lb	800 kg 1764 Lb	800 kg 1764 Lb
TOTAL WEIGHT	554 kg 1221 Lb	528 kg 1164 Lb	576 kg 1269.9 Lb
STRUCK	0,39 m <sup>3</sup> 0.51 yd <sup>3</sup>	0,39 m <sup>3</sup> 0.51 yd <sup>3</sup>	0,39 m <sup>3</sup> 0.51 yd <sup>3</sup>
HEAPED SAE	0,53 m <sup>3</sup> 0.69 yd <sup>3</sup>	0,53 m <sup>3</sup> 0.69 yd <sup>3</sup>	0,53 m <sup>3</sup> 0.69 yd <sup>3</sup>

# CORMIDI

# CBS

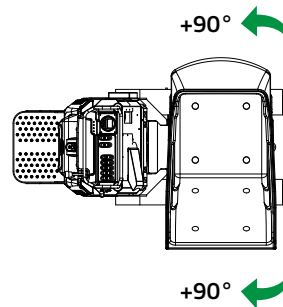
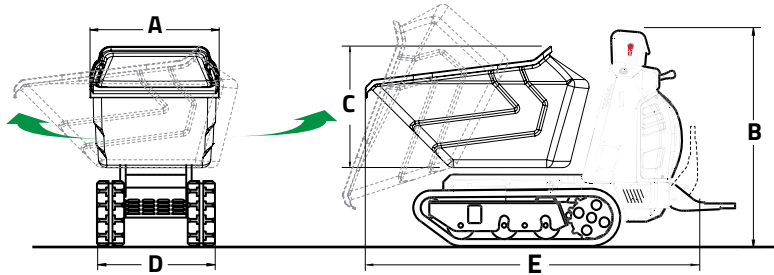
MINI TRACK DUMPER



DRIVE THE CHANGE



# DUMPER (RIX-Poly)



	mm	inch.
A	777	28.8
B	1336	52.6
C	730	29.1
D	810	31.9
E	1900	74.8

	C10.85	C13.85	C14.85
OPERATIVE CAPACITY	800 kg 1764 Lb	800 kg 1764 Lb	800 kg 1764 Lb
TOTAL WEIGHT	594 kg 1310 Lb	568 kg 1252 Lb	616 kg 1358 Lb
STRUCK	0,39 m <sup>3</sup> 0.51 yd <sup>3</sup>	0,39 m <sup>3</sup> 0.51 yd <sup>3</sup>	0,39 m <sup>3</sup> 0.51 yd <sup>3</sup>
HEAPED SAE	0,53 m <sup>3</sup> 0.69 yd <sup>3</sup>	0,53 m <sup>3</sup> 0.69 yd <sup>3</sup>	0,53 m <sup>3</sup> 0.69 yd <sup>3</sup>

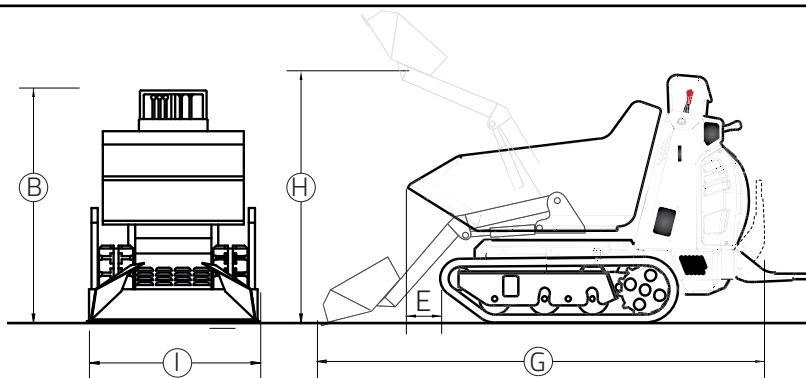
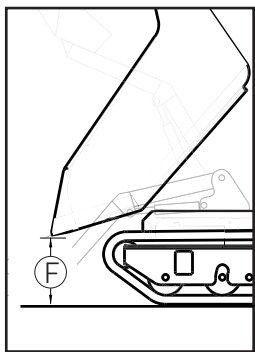
**CORMIDI**

**CBS**  
MINI TRACK DUMPER



DRIVE THE CHANGE

# SELF LOADING (AC-ACW)



	mm		inch.
B	1336	B	52.6
G	2595	G	102.2
I	835	I	32.9
H	1490	H	58.7
F	280	F	11.0
E	285	E	11.2

	C10.85	C13.85	C14.85
OPERATIVE CAPACITY	800 kg 1764 Lb	800 kg 1764 Lb	800 kg 1764 Lb
TOTAL WEIGHT	662 kg 1460 Lb	637 kg 1404 Lb	684 kg 1508 Lb
STRUCK	0,25 m <sup>3</sup> 0.33 yd <sup>3</sup>	0,25 m <sup>3</sup> 0.33 yd <sup>3</sup>	0,25 m <sup>3</sup> 0.33 yd <sup>3</sup>
HEAPED SAE	0,34 m <sup>3</sup> 0.44 yd <sup>3</sup>	0,34 m <sup>3</sup> 0.44 yd <sup>3</sup>	0,34 m <sup>3</sup> 0.44 yd <sup>3</sup>

# CORMIDI

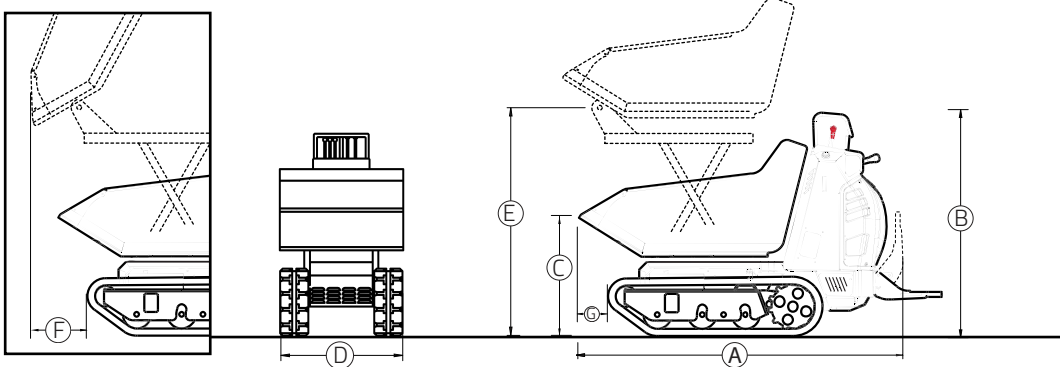
# CBS

MINI TRACK DUMPER



DRIVE THE CHANGE

# HI-TIP (HI)



	mm	inch.
A	1926	A 75.8
B	1336	B 52.6
C	739	C 29.1
D	810	D 31.9
E	1500	E 59.1
F	830	F 32.7
G	260	G 10.2

	C10.85	C13.85	C14.85
OPERATIVE CAPACITY	800 kg 1764 Lb	800 kg 1764 Lb	800 kg 1764 Lb
TOTAL WEIGHT	668 kg 1472.7 Lb	643 kg 1418 Lb	690 kg 1521 Lb
STRUCK	0,28 m <sup>3</sup> 0.33 yd <sup>3</sup>	0,28 m <sup>3</sup> 0.33 yd <sup>3</sup>	0,28 m <sup>3</sup> 0.33 yd <sup>3</sup>
HEAPED SAE	0,36 m <sup>3</sup> 0.45 yd <sup>3</sup>	0,36 m <sup>3</sup> 0.45 yd <sup>3</sup>	0,36 m <sup>3</sup> 0.45 yd <sup>3</sup>

# CORMIDI

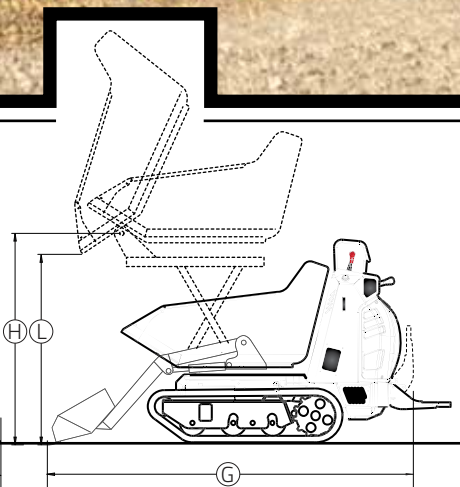
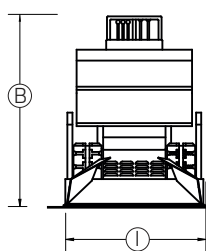
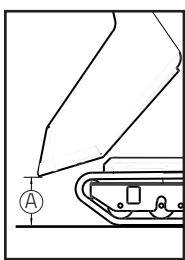
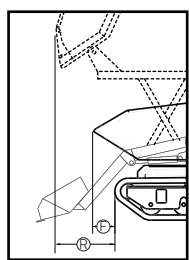

# CBS

MINI TRACK DUMPER



DRIVE THE CHANGE

# HI-TIP AND SELF LOADING (HIAC-HIACW)



	mm		inch.
A	620	A	24.2
B	1336	B	52.6
G	2595	G	102.2
I	835	I	32.9
H	1500	H	59.1
L	1345	L	53.0
F	260	F	10.2
R	830	F	32.7

	C10.85	C13.85	C14.85
OPERATIVE CAPACITY	800 kg 1764 Lb	800 kg 1764 Lb	800 kg 1764 Lb
TOTAL WEIGHT	765 kg 1687 Lb	740 kg 1631 Lb	787 kg 1735 Lb
STRUCK	0,25 m <sup>3</sup> 0.33 yd <sup>3</sup>	0,25 m <sup>3</sup> 0.33 yd <sup>3</sup>	0,25 m <sup>3</sup> 0.33 yd <sup>3</sup>
HEAPED SAE	0,34 m <sup>3</sup> 0.44 yd <sup>3</sup>	0,34 m <sup>3</sup> 0.44 yd <sup>3</sup>	0,34 m <sup>3</sup> 0.44 yd <sup>3</sup>

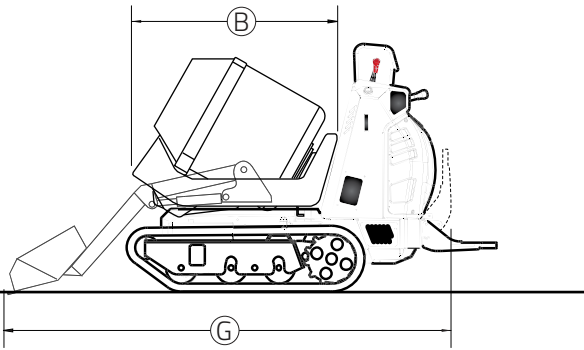

**CORMIDI**

**CBS**  
MINI TRACK DUMPER



DRIVE THE CHANGE

# CONCRETE MIXER (AC)



	mm	inch.
B	1125	B 44.3
G	2595	G 102.2
I	835	I 32.9
H	425	H 16.7

	C10.85	C13.85	C14.85
OPERATIVE CAPACITY	800 kg 1764 Lb	800 kg 1764 Lb	800 kg 1764 Lb
TOTAL WEIGHT			
GROSS CAPACITY	240 L 63.4 gal	240 L 63.4 gal	240 L 63.4 gal
NET CAPACITY	130 L 34.3 gal	130 L 34.3 gal	130 L 34.3 gal

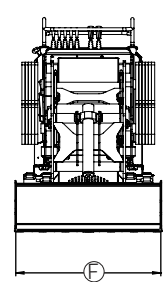
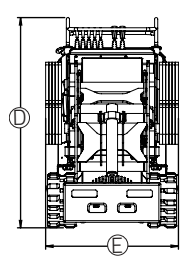
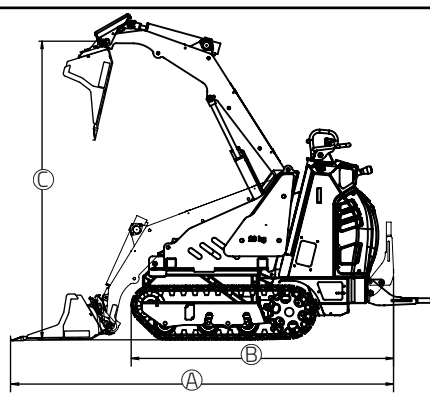
**CORMIDI**

**CBS**  
MINI TRACK DUMPER



DRIVE THE CHANGE

# MINI LOADER (ML)



	mm	inch.
A	2600	A 102.4
B	1654	B 65.1
C	1884	C 74.2
D	1326	D 52.2
E	837	E 33.0
F	860	E 33.9

	C10.85	C13.85	C14.85
<b>TOTAL WEIGHT</b>		788 kg 1737 Lb	832 kg 1834 Lb
<b>TIPPING CAPACITY</b>		<b>GROUND PRESSURE</b>	
Without COUNTERWEIGHT	552 kg 1217 Lb	Without COUNTERWEIGHT	0,298 Kg/cm <sup>2</sup> 4.24 psi
With COUNTERWEIGHT 120 KG / 264 LBS	643 kg 1417.58	With COUNTERWEIGHT 120 KG / 264 LBS	0,341 Kg/cm <sup>2</sup> 4.85 psi

**CORMIDI**

**CBS**  
MINI TRACK DUMPER



# TECHNICAL DATA

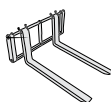
	METRIC	U.S.	C85KH	C85H	C85Y	C85K
<b>ENGINE</b>						
Petrol	Kohler CH 440 14 hp		●			
Petrol	Honda Gx 390 11,7 hp			●		
Diesel	Yanmar LN 100 AE 8,7 hp				●	
Diesel	Kubota Z 482 13,1 hp					●
<b>TRANSMISSION</b>						
Type	Hydrostatic		●	●	●	●
Hydraulic pump	Two full closed hydrostatic transmission		●	●	●	●
<b>TRACKS</b>						
Crawler width	180 mm	(7.1 in)				
Rocking rollers	Yes		●	●	●	●
<b>HYDRAULIC SYSTEM</b>						
Hydraulic pump	Gear pump					
Flow Std	1x14,1 l/min	(1x3.7 gpm)	●	●		●
	1x12,6 l/min	(1x3.3 gpm)			●	
Hi-Flow	1x22,4 l/min	(1x5.9 gpm)	●	●		●
	1x19,9 l/min	(1x5,3 gpm)			●	
max pressure	150 bar	(2180 psi)	●	●	●	●
<b>PERFORMANCE AND DIMENSIONS</b>						
Max. travel speed	(5 Kmh)	(3.1 mph)	●	●		
	(6 Kmh)	(3.7 mph)			●	
Operative weight	800 kg	(1762 LB)	●	●	●	●
Vessel contents	0.28 m <sup>3</sup>	(0.37 yd <sup>3</sup> )	●	●	●	●
	0.53 m <sup>3</sup>	(0.69 yd <sup>3</sup> )				
Parking brake	Yes		●	●	●	●

# ACCESSORIES

remote control



Forks



blade



mini excavator



hyd. auger



sweeper





**DRIVE THE CHANGE**

Please note: The machines and accessories depicted in brochures and catalogues can vary from version to version, therefore please consult your distributor for a description of standard accessories and options available for each model. Cormidi reserves the right to change or to modify the specification of the machines without warning. The photos in catalogues and brochures represent the Cormidi machines in production at time of printing. However, newer and upgraded models may look different to the photos shown in this catalogue or brochure.

 Via Fonte, 342 Roccadaspide  
(SA) Italy  
ph. +39 0828 943688  
fax +39 0828 943963

**CORMIDI**

25 Broad St, Norwalk   
CT 06851, USA  
ph.+1 203-846-6120  
art@cormidiusa.com