

# Hyundai R55w-9A

## Specifications

**Net Power** 65.1 hp  
(48.5 kW) at 2,400 rpm

**Bucket Breakout Force**  
(ISO) 4,330 kgf / 9,546 lbf

**Operating Weight**  
5,550 kg (12,240 lb)

**Max Dig Depth**  
3,500 mm (11'6")

ENGINE	
MODEL	YANMAR 4TNV98
Type	Water-cooled, 4-cycle diesel 4 cylinders in line, direct injection, low emission
Rated flywheel horsepower	SAE J1995 (gross) 66.9 HP (49.9 kW) at 2,400 rpm
	J1349 (net) 65.1 HP (48.5 kW) at 2,400 rpm
Max. torque	24 kgf-m (174 lbf-ft) at 1,560 rpm
Bore X stroke	98 mm (3.86") x 110 mm (4.33")
Piston displacement	3,319 cc (203 in <sup>3</sup> )
Battery	1 x 12 V x 100 Ah
Starting motor	12V - 3.0 kW
Alternator	12V - 80 Amp

## HYDRAULIC SYSTEM

MAIN PUMP	
Type	(2) Variable-displacement piston pumps + (1) gear pump
Max. flow	2 X 63.5 l/min (16.5 gpm)
Sub-pump for pilot circuit (Gear Pump)	40.5 / 16.3 l/min (10.7 / 4.3 gpm)

## CROSS-SENSING AND FUEL-SAVING PUMP SYSTEM

HYDRAULIC MOTORS	
Travel	Two-speed axial piston motor with counter balance valve and parking brake
Swing	Axial piston motor with automatic brake

## RELIEF VALVE SETTING

Implement circuits	240 kgf/cm <sup>2</sup> (3,410 psi)
Travel circuit	220 kgf/cm <sup>2</sup> (3,130 psi)
Swing circuit	220 kgf/cm <sup>2</sup> (3,130 psi)
Pilot circuit	30 kgf/cm <sup>2</sup> (430 psi)
Service valve	Installed

## HYDRAULIC CYLINDERS

No. of cylinders	Boom: 1-110 x 715 mm (4.3" x 28.1")
bore X stroke	Arm: 1-90 x 850 mm (3.5" x 33.5")
	Bucket: 1-80 x 660 mm (3.1" x 26.0")
	Boom swing: 1-95 x 527 mm (3.7" x 20.7")
	Dozer blade: 1-110 x 224 mm (4.3" x 8.8")

## OPERATING WEIGHT (APPROXIMATE)

Operating weight 5,550 kg (12,240 lb), including 3,000 mm (9' 10") boom, 1,600 mm (5' 3") arm, SAE heaped 0.18 m<sup>3</sup> (0.24 yd<sup>3</sup>) digging bucket, lubricant, coolant, full fuel tank, hydraulic tank and the standard equipment.

## OPERATING WEIGHT

Upperstructure	2,680 kg (5,910 lb)
Mono boom (with arm cylinder)	310 kg (680 lb)

## TRAVEL SYSTEM

Max. travel speed(high) / (low)	30 km/h (18.6mph) / 11.6 km/h (7.2mph)
Gradeability	35°

## CONTROL

Pilot-pressure-operated joysticks and pedals with detachable levers reduce effort and fatigue during operation.

Rear dozer blade	Two joysticks with one safety lever (LH): Arm swing (RH): Boom and bucket (ISO)
Engine throttle	Electric, dial type

## SWING SYSTEM

Swing motor	Axial piston motor
Swing reduction	Planetary gear reduction
Swing bearing lubrication	Grease-bathed
Swing brake	Multi wet disc
Swing speed	7.8 rpm

## SERVICE REFILL CAPACITIES

	liter	US gal
Re-filling		
Fuel tank	125.0	33.0
Engine coolant	9.5	2.5
Engine oil	11.6	3.1
Swing device - gear oil	1.5	0.4
Hydraulic tank	70.0	18.5
Hydraulic system	120.0	31.7
Axle(Front/Rear)	5.3/5.3	1.4/1.4

## AXLES AND TIRES











Full floating front axle is supported by center pin for oscillation. It can be locked by oscillation lock cylinders. Rear axle is fixed on the lower chassis.

Tires 12.0 x 16.5-12PR, single

## R55W-9A Lifting Capacity ISO Condition 2

 Rating over front  Rating over side or 360 degree

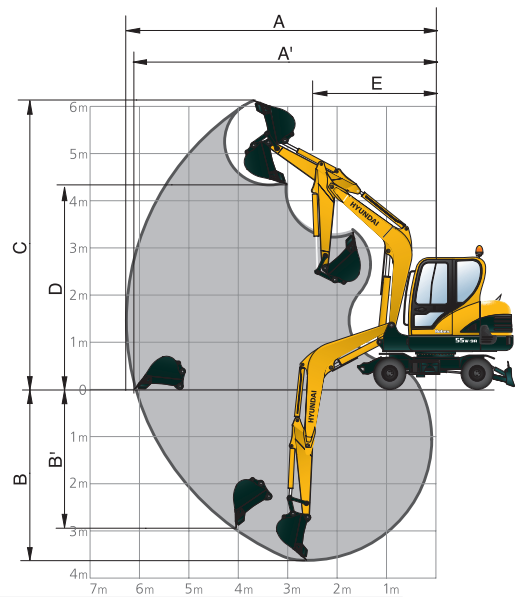
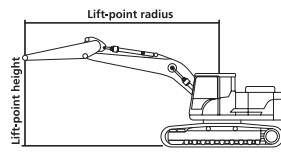
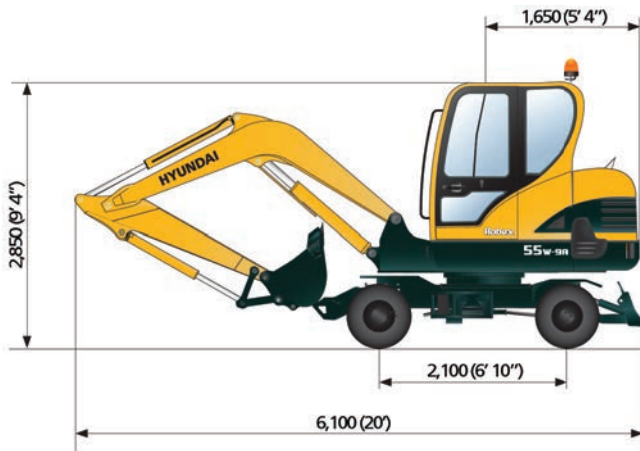
Boom: 3.0 m (9' 10") / Arm: 1.6 m (5' 3") / Bucket: 0.18 m<sup>3</sup> (0.24 yd<sup>3</sup>) SAE heaped / Dozer blade down / Counterweight 210 kg

Lift-point height m (ft)	Lift-point radius								At max. reach			
	2.0m (6.6ft)		3.0m (9.8ft)		4.0m (13.1ft)		5.0m (16.4ft)		Capacity		Reach m (ft)	
												
4.0m (13.1ft)	kg					*1,250	*1,250			*1,290	*1,290	4.17
	lb					*2,760	*2,760			*2,840	*2,840	(13.7)
3.0m (9.8ft)	kg					*1,270	*1,270			*1,260	*1,090	4.82
	lb					*2,800	*2,800			*2,780	2,400	(15.8)
2.0m (6.6ft)	kg		*1,910	*1,910	*1,490	1,420	1,280	1,010		1,210	970	5.15
	lb		*4,210	*4,210	*3,280	3,130	2,820	2,230		2,670	2,140	(16.9)
1.0m (3.3ft)	kg		*2,570	2,090	*1,750	1,370	1,250	990		1,160	930	5.24
	lb		*5,670	4,610	*3,860	3,020	2,760	2,180		2,560	2,050	(17.2)
0.0m (0.0ft)	kg		2,720	2,020	1,720	1,330	1,230	980		1,200	950	5.11
	lb		6,000	4,450	3,790	2,930	2,710	2,160		2,650	2,090	(16.8)
-1.0m (-3.3ft)	kg	*2,910	*2,910	2,710	2,000	1,700	1,320			1,340	1,050	4.72
	lb	*6,420	*6,420	5,970	4,410	3,750	2,910			2,950	2,310	(15.5)
-2.0m (-6.6ft)	kg	*3,760	*3,760	*2,380	2,020					*1,550	1,340	3.99
	lb	*8,290	*8,290	*5,250	4,450					*3,420	2,950	(13.1)

- Notes:
- Lifting capacities are based on ISO 10567.
  - Lifting capacities of the 9A Series does not exceed 75% of tipping load with the machine on firm, level ground or 87% of full hydraulic capacity.

# Dimensions & Working Range

## R55W-9A DIMENSIONS



### R55W-9A WORKING RANGE

	mm (ft-in)	
Boom length	3,000 (9' 10")	
Arm length	1,600 (5' 3")	1,900 (6' 3")
A Max. digging reach	6,150 (20' 2")	6,430 (21' 1")
A <sup>1</sup> Max. digging reach on ground	5,980 (19' 7")	6,200 (20' 4")
B Max. digging depth	3,500 (11' 6")	3,800 (12' 6")
B <sup>1</sup> Max. vertical wall digging depth	2,960 (9' 9")	3,160 (10' 4")
C Max. digging height	6,070 (19' 11")	6,260 (20' 6")
D Max. dumping height	4,340 (14' 3")	4,530 (14' 10")
E Min. swing radius	2,350 (7' 9")	2,350 (7' 9")
F Tail swing radius	1,650 (5' 5")	1,650 (5' 5")

### BUCKETS

Capacity	Width		Weight
	Without side cutters	With side cutters	
SAE heaped			
0.07 m <sup>3</sup> (0.09 yd <sup>3</sup> )	315 mm (12.4")	360 mm (14.2")	115 kg (255 lb)
0.18 m <sup>3</sup> (0.24 yd <sup>3</sup> )	670 mm (26.4")	740 mm (29.1")	170 kg (375 lb)

### STANDARD EQUIPMENT

#### ISO standard cabin

- Cabin TOPS (ISO 12117)
- ROPS (ISO 12117-2)
- FOG ISO (10262 Level I)
- FOPS (ISO 3449 Level I)
- All-weather steel cab with all-around visibility
- Safety glass windows
- Rise-up type windshield wiper
- Sliding fold-in front window
- Sliding side window
- Lockable door
- Accessory box and ashtray
- Suspension seat with heater
- Double acting piping kit (clamshell, etc)

#### Centralized monitoring

- Engine speed
- Gauges
  - Fuel level gauge
  - Engine coolant temperature gauge
- Warning
  - Fuel level
  - Engine oil pressure
  - Engine coolant temperature
  - Hyd. oil temperature
  - Low battery
  - Air cleaner closing

#### Door and cab locks, one key

- Radio / USB player
- Two outside rear view mirrors
- Accumulator, work equipment lowering
- Hyundai Dual lock Quick coupler

#### Air-conditioner & heater

- Console box tilting system (LH)
- Four front working lights
- Electric horn
- Battery (1 x 12 V x 100 Ah)
- Battery master switch
- 12 volt power supply
- Removable clean out screen for radiator
- Automatic swing brake
- Removable reservoir tank
- Water separator, fuel line
- Mono boom (3.0 m, 9'10")
- Arm (1.6 m, 5' 3")
- Tires (12.0 x 16.5 - 12PR, single)
- Blade (1925 x 354 mm, 6'4" x 14")
- Starting aid (air grid heater) cold weather
- Viscous fan clutch

### OPTIONAL EQUIPMENT

- Fuel filler pump (35 ℓ/min, 9.2 US gpm)
- Beacon lamp

- Single acting piping kit (breaker, etc)
- Cabin front, rear work lamp
- Long arm (1.9m, 6' 3")
- Narrow bucket (0.07 m<sup>3</sup>, 0.09 yd<sup>3</sup>)

- Safety lock valve for boom swing cylinder with overload warning
- Safety lock valve for arm cylinder
- Rear view camera

### PLEASE CONTACT



www.hceamericas.com  
 6100 Atlantic Blvd., Norcross, GA 30071  
 TEL (678) 823 7777 FAX (678) 823 7778